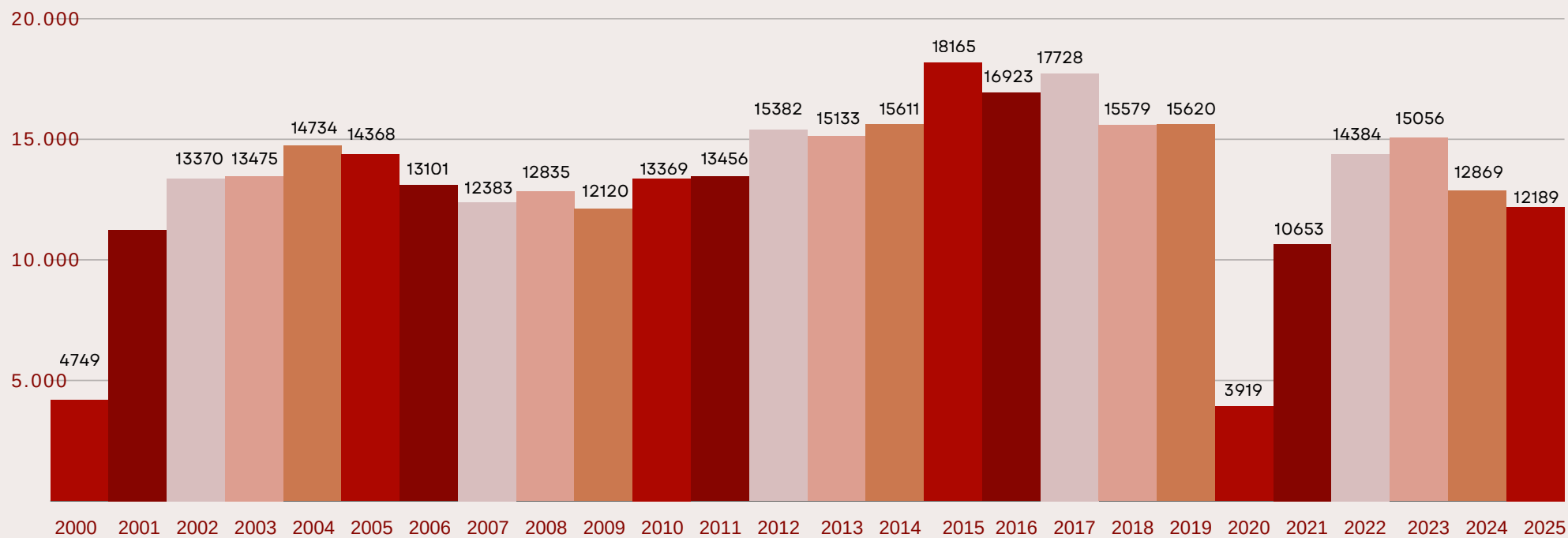


CONSULTATIONS

2000 - 2025

Evolution of the number of annual consultations attended at the Tourist Office of Montblanc.

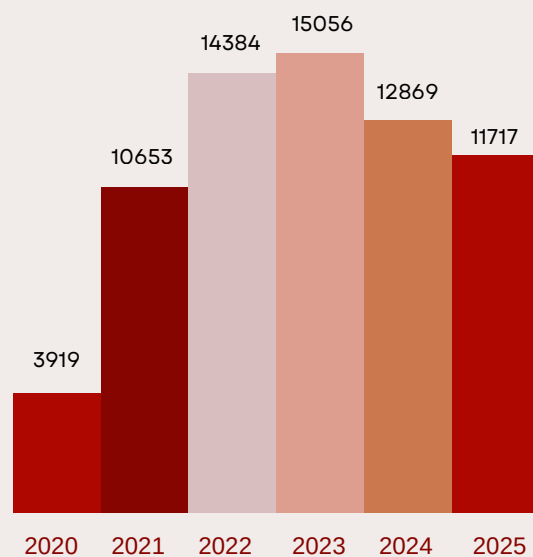


Source: Montblanc Tourist Office

CONSULTATIONS

2020 2025

Evolution of the number of annual consultations attended at the Tourist Office of Montblanc from 2020 to 2025.

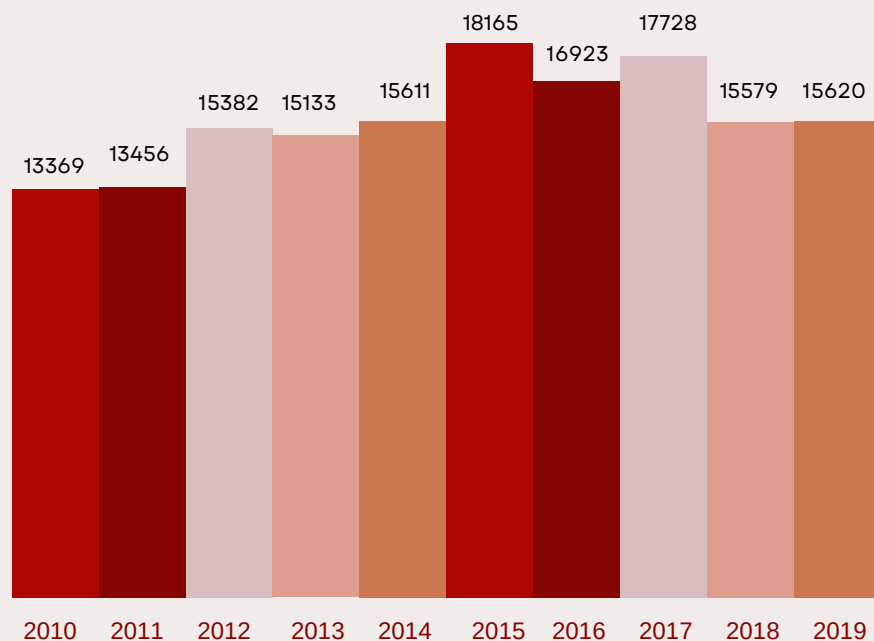


	2020	2021	2022	2023	2024	2025
JANUARY	281	29	402	440	367	470
FEBRUARY	723	10	484	467	489	568
MARCH	191	223	461	698	1289	829
APRIL	n/a	273	2442	2834	2254	2652
MAY	n/a	430	878	920	963	2217
JUNE	n/a	525	546	1793	1374	663
JULY	451	656	910	867	796	849
AUGUST	1119	1425	1896	1459	1263	1381
SEPTEMBER	610	1045	1156	1084	833	726
OCTOBER	382	5110	4006	3386	2254	730
NOVEMBER	54	410	618	519	440	632
DECEMBER	108	517	585	619	547	472
TOTAL	3919	10653	14384	15056	12869	12189

CONSULTATIONS

2010 2019

Evolution of the number of annual consultations attended at the Tourist Office of Montblanc from 2010 to 2019.

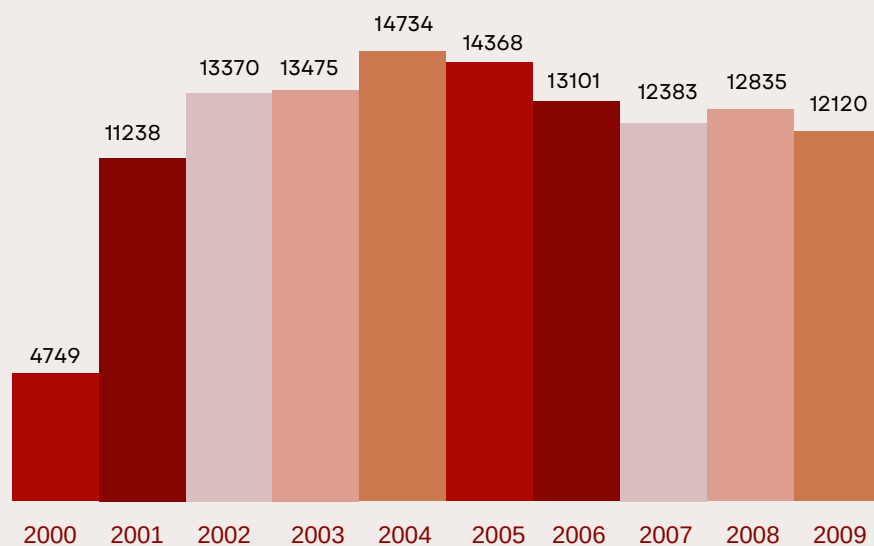


	2010	2011	2012	2013	2014	2015	2016	2017	2018	2019
JANUARY	290	297	387	360	357	441	452	355	429	332
FEBRUARY	393	691	561	475	571	481	584	470	488	367
MARCH	777	744	924	1165	780	610	1009	700	1124	458
APRIL	2022	1714	2637	2003	2109	2777	2309	2656	1848	1635
MAY	1156	1274	837	801	1732	754	926	859	713	846
JUNE	512	578	562	660	592	2227	2291	1443	1431	1528
JULY	800	934	961	1072	924	961	912	1037	1144	844
AUGUST	1653	1640	1593	1833	1788	1743	1660	2009	1862	1651
SEPTEMBER	849	768	1251	1187	893	1018	991	923	823	1192
OCTOBER	4039	3649	4340	3968	4876	6143	4793	6245	4605	3271
NOVEMBER	447	543	869	1104	513	451	469	526	549	414
DECEMBER	431	624	460	505	476	559	527	505	563	662
TOTAL	13369	13456	15382	15133	15611	18165	16923	17728	15579	13200

CONSULTATIONS

2000 2009

Evolution of the number of annual consultations attended at the Tourist Office of Montblanc from 2000 to 2009.



	2000	2001	2002	2003	2004	2005	2006	2007	2008	2009
JANUARY		304	368	411	672	583	0	501	464	328
FEBRUARY		492	766	601	758	658	272	713	771	435
MARCH		563	1504	814	844	1248	941	820	1467	574
APRIL		2503	2802	2800	2546	3215	3775	2982	2581	1727
MAY		736	959	2332	1998	908	860	688	783	1944
JUNE	522	806	814	678	925	845	818	747	595	377
JULY	903	1274	1236	1044	1383	1079	1380	1067	833	635
AUGUST	1203	1567	2080	1459	1986	1950	2157	1862	1512	1191
SEPTEMBER	791	921	1094	1346	1117	1122	1210	984	983	1554
OCTOBER	559	1060	710	766	1346	1544	839	824	1986	2734
NOVEMBER	328	564	453	526	467	541	444	690	470	383
DECEMBER	443	448	584	698	692	675	405	505	390	238
TOTAL	4749	11238	13370	13475	14734	14368	13101	12383	12835	12120