

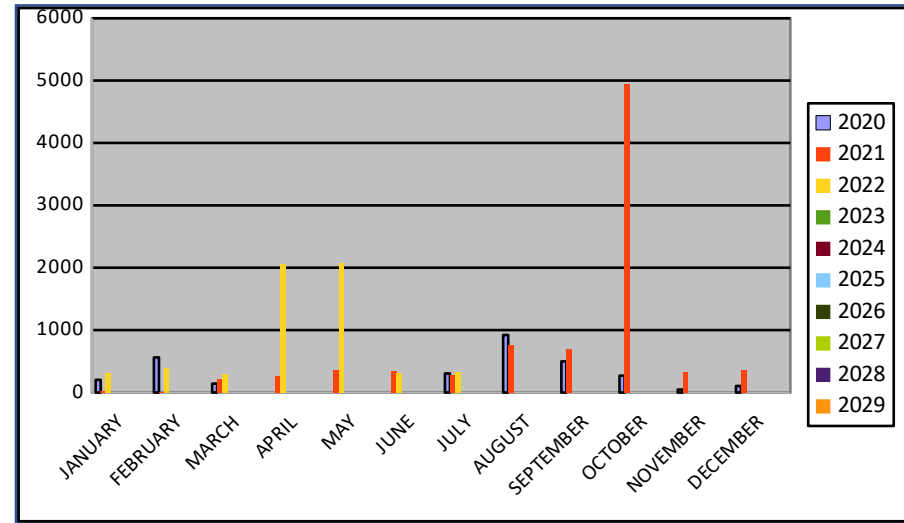
Origin of the monthly consultations received to the Local Tourist Office of Montblanc.

*** The numbers make reference to the consultations not to the number of people.

CATALANS

	2020	2021	2022	2023	2024	2025	2026	2027	2028	2029
JANUARY	202	29	317							
FEBRUARY	562	10	390							
MARCH	142	216	302							
APRIL	n/a	261	2055							
MAY	n/a	363	2069							
JUNE	n/a	338	315							
JULY	304	286	329							
AUGUST	922	768								
SEPTEMBER	498	692								
OCTOBER	270	4948								
NOVEMBER	48	326								
DECEMBER	104	358								

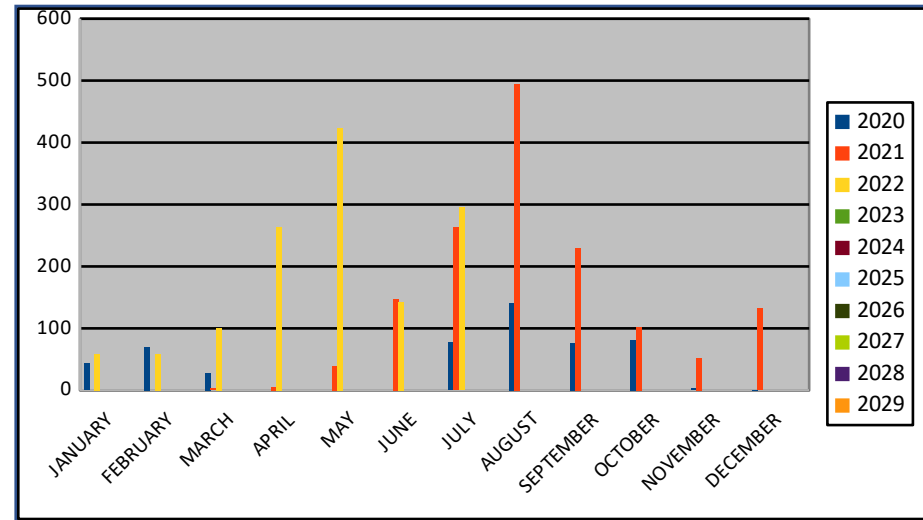
TOTAL	3052	8595	5777							
--------------	-------------	-------------	-------------	--	--	--	--	--	--	--



SPANISH

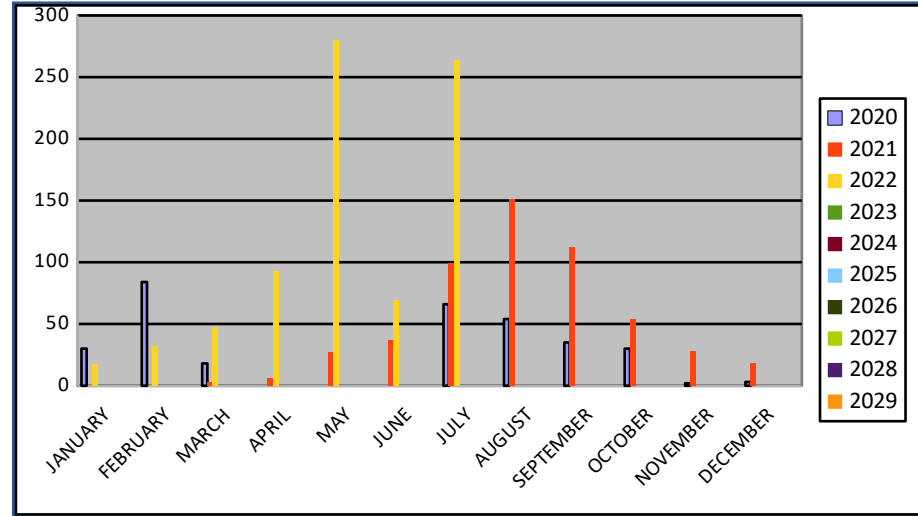
	2020	2021	2022	2023	2024	2025	2026	2027	2028	2029
JANUARY	43	n/a	59							
FEBRUARY	70	n/a	59							
MARCH	28	3	100							
APRIL	n/a	5	264							
MAY	n/a	39	424							
JUNE	n/a	148	143							
JULY	77	263	295							
AUGUST	141	494								
SEPTEMBER	76	230								
OCTOBER	81	102								
NOVEMBER	3	52								
DECEMBER	1	132								

TOTAL	520	1468	1344							
--------------	------------	-------------	-------------	--	--	--	--	--	--	--



EUROPEANS

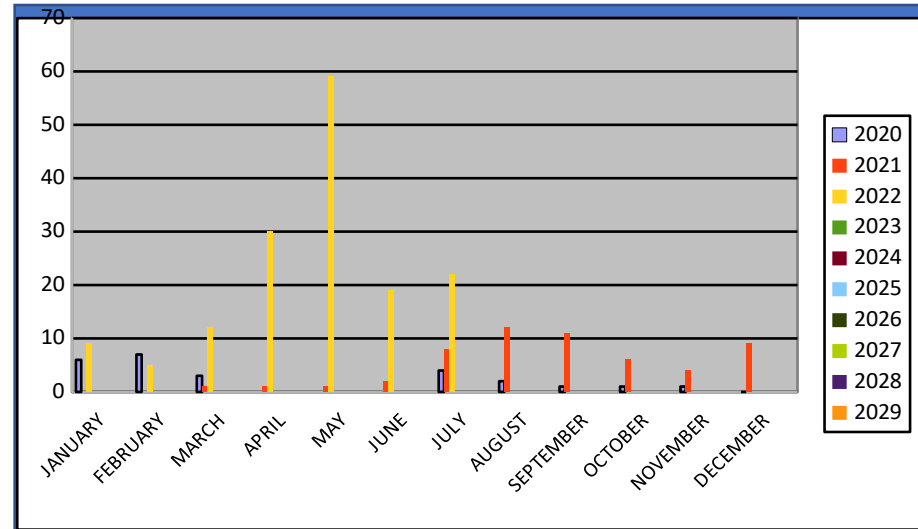
	2020	2021	2022	2023	2024	2025	2026	2027	2028	2029
JANUARY	30	n/a	17							
FEBRUARY	84	n/a	32							
MARCH	18	3	47							
APRIL	n/a	6	93							
MAY	n/a	27	280							
JUNE	n/a	37	69							
JULY	66	99	264							
AUGUST	54	151								
SEPTEMBER	35	112								
OCTOBER	30	54								
NOVEMBER	2	28								
DECEMBER	3	18								



TOTAL	322	535	802							
--------------	------------	------------	------------	--	--	--	--	--	--	--

REST OF THE WORLD

	2020	2021	2022	2023	2024	2025	2026	2027	2028	2029
JANUARY	6	n/a	9							
FEBRUARY	7	n/a	5							
MARCH	3	1	12							
APRIL	n/a	1	30							
MAY	n/a	1	59							
JUNE	n/a	2	19							
JULY	4	8	22							
AUGUST	2	12								
SEPTEMBER	1	11								
OCTOBER	1	6								
NOVEMBER	1	4								
DECEMBER		9								



TOTAL	25	55	156							
--------------	-----------	-----------	------------	--	--	--	--	--	--	--